


\*DOHQD 3DUN ,QGHSHQGHQW 6FI  
:RRGODQG \$FUHV 0LGGOH 6FK  
&DPSXV ,PSURYHPHQW 3  
\$FFRXQWDELOLW\ 5DWLQJ %



:RRGODQG \$FUHV 0LGGOH 6FKRRO  
\*HQHUDWHG E\ 3ODQ /HDUQLQJ FRP

RI

&DPSXV  
-DQXDU\

0 L V V L R Q 6 W D W H P H Q W

9 L V L R Q

& R U H % H O L H I V

H i s t o r y o f C a m p u s a n d I m p o r t a n t C h a n g e s



:RRGODQG \$FUHV 0LGGOH 6FKRRO  
\*HQHUDWHG E\ 3ODQ /HDUQLQJ FRP

RI

&DPSXV  
-DQXDU\

:RRGODQG \$FUHV 0LGGOH 6FKRRO  
\*HQHUDWHG E\ 3ODQ /HDUQLQJ FRP

RI

&DPSXV  
-DQXDU\



C o m p r e h e n s i v e   N e e d s   A s s

Student Demographics Percent

Gender

Female 261 48.88%

Male 273 51.12%

Ethnicity

Hispanic-Latino 488 91.39%

Race

American Indian 4 - 0.75% and Native

Asian 4 0.75%

Black - African American 2 4.0%

Native Hawaiian 0 - 0.0% and Pacific Islander

White 12 2.25%

Two or More

Demographics Strengths

Problem Statements Identifying Demographics Needs

Problem Statement 1

Root Cause



S t u d e n t   A c a d e m i c   A c h i e v e m e n t

S t u d e n t   A c a d e m i c   A c h i e v e m e n t   S u m m a r y

S t u d e n t   A c a d e m i c   A c h i e v e m e n t   S t r e n g t h s

Problem Statements Identifying Student Academic Achievement Need  
Problem Statement 1 Root  
Cause

:RRGODQG \$FUHV 0LGGOH 6FKRRO  
\*HQHUDWHG E\ 3ODQ /HDUQLQJ FRP

RI

&DPSXV  
-DQXDU\

# School Processes & Programs

## School Processes & Programs Summary

## School Processes & Programs Strengths

# P e r c e p t i o n s

## P e r c e p t i o n s   S u m m a r y

Problem Statements Identifying Perceptions Needs

Problem Statement 1

Root Cause

# P r i o r i t y P r o b l e m S t a t e

Problem Statement 12  
Root Cause 12  
Problem Statement 12 Areas

Problem Statement 26  
Root Cause 26

# Comprehensive Needs Assessment

Improvement Planning Data

- 
- 
- 
- 

Accountability Data

- 
- 
- 

Student Data: Assessments

- 
- 
- 
- 
- 
- 
- 
- 

Student Data: Student Groups

- 
- 
- 
- 
- 

Student Data: Behavior and Other Indicators

- 
-

# Employee Data

-





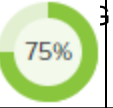

# Goals

Revised/Approved: May 20, 2019

Goal Woodland Acres Middle will provide a safe, environment for students and staff.

Performance Objective 1:

Evaluation Data Source(s) 1:

Strategy Description	Element	Monitor	Strategy's Result	Reviews				
				Format	Summary			
				Oct	Dec	Feb	May	
3URYLGH DOO VWXGHQW VWUXFWXUHG FDPSXV HYH	V RSSRUW QWV WR F	QOWDFX WDEUDW	MSBYG VSKBEWV	GHVW DQ PRUDOH				

Goal 1:

Performance Objective 2:

Evaluation Data Source(s) 2:

Summative Evaluation 2:





Next Year's Recommendation 2:

Goal 1:

Performance Objective 3:

Evaluation Data Source(s) 3:

Goal 2:

Strategy Des	ELEMENTS	Monitor	Strategy's Expected Result/Impact	Reviews			
				Formative			Summa
				Oct	Dec	Feb	May
							

Performance Objective 1 Problem Statements:

Perceptions	
Problem Statement	ONEERUDWH WKH SRVLWLYHVRZbWKDDEFKQDYHVWQD\ UDZDVBXGHCWQWV IRU SHUIHFW

:RRGODQG \$FUHV 0LGGOH 6FKRRO  
 \*HQHUDWHG E\ 3ODQ /HQUQLQJ FRP

RI

&DPSXV  
 -DQXDU\

# Goal Woodland Acres Middle will ensure student

Performance Objective 1:

Evaluation Data Source(s) 1:

Summative Evaluation 1:

Targeted or ESF High Priority

Next Year's Recommendation 1:

Strategy Description	ELEMENT	Monitor	Strategy's Expected	Reviews			
				Oct	Dec	Feb	May
				Formativ	Summa		
Comprehensive Support Additional Targeted Support \$00 FRUH DUHDV 6HW JRDOV ZLWK WKH EHJLQQLQJ RI WKH \HDU LQ DOO 5HYLVLVW WKH JRDOV DW WKH EDVHG DVVHVVPHQW	FRUH DUHDV 6HW JRDOV ZLWK FRUH FRUH FRUH	6WXGHQWV ZLOO WUDFN W LQVWUXFWURQDO NLQJ SURJUHVV 7K VSHFLDOV WUDRGGEDOO FRUH WUDRGGEDOO FRUH FODVVHV	0%	5%	35%	75%	DNH →
Comprehensive Support TEA Priorities %XLOG D IRXQGDWLRQ RI UHGLQ ,PSURYH ORZ SHUIRUP &RQGXFV SXOO RXWV DQG SXVK LQ GXULQJ WKH VFKRRO GD\ WR FUHDWH DQ LQGLYLGXDOLJHG UHYLHZ VWUDWHJ\ IRU DOO VFKRROV LQ 63' \$\$ (FR 'LV	FRUH FRUH FRUH FRUH FRUH FRUH FRUH	,QFUHDVH WKH QXPEHU RI VSHFLDOV WUDRGGEDOO FRUH WUDRGGEDOO FRUH FODVVHV	10%			75%	RDFK →

Strategy Description	ELEMENT	Monitor	Strategy's Results	Reviews
				Platform



Goal 3:

Performance Objective 2:

Strategy Description	Element	Monitor	Strategy's Results	Reviews			
				Oct	Dec	Feb	May
				TEA Priorities %XLOGDIRXQGDWLRQRIUHDGLC&DDGSDUWKRQ\$6\$PLQLXPRI RI ESF Levers (6/ WHDFKHURZRQH OHYHO RU PRUH (IIHFWLYH :HOO6XSSRUWHG 7HDFKHUWJK (IIHFWLYH ,QVWUXFWLRQ			
:H ZLOO SXUFKDVH KHDGSKRQHV WR VXSSRUW FODVVURRP LQVWUXFWLRQ WKDW ZLOO DVVLVW (6/ VWXGHQWV WR DFKLHYH WRHFXUULFXO&PHUHQWV WHFKQRORJ\ 7KH KHDGSKRQH VZLQOSDQV%EDLWXDDJHG WR DVVLVW VWXGHQWV WR SUDFWLFH IRU 7(/3\$6							



Performance Objective 2 Problem Statements:

Demographics
Problem Statement: High WR LPSURYH WKH FXOWXUH DQG FOLPDWRNoRitRXU 6FKRROWEGHQFWHDDVLIQJLMV ZKLFK LV DIIHFWLQJ DFDGHPLF JURZWK IRU DOO VWXGHQWV
Demographics
Problem Statement: High WR LPSURYH WKH FXOWXUH DQG FOLPDWRNoRitRXU 6FKRROWEGHQFWHDDVLIQJLMV ZKLFK LV DIIHFWLQJ DFDGHPLF JURZWK IRU DOO VWXGHQWV
Perceptions
Problem Statement: High WR LPSURYH WKH SRVLWLYHWRZbWKGDFKQVHVWODI UHQZVWVWXGHQWV IRU SHUIHFW

:RRGODQG \$FUHV 0LGGOH 6FKRRO  
\*HQHUDWHG E\ 3ODQ /HQUQLQJ FRP

RI

&DPSXV  
-DQXDU\

Goal 4:



Goal 5:

Performance Objective 2:

Goal Woodland Acres Middle will provide opportunity for business partnership.

Performance Objective 1:

Evaluation Data Source(s) 1:

Summative Evaluation 1:

Next Year's Recommendation 1:

Strategy Description	Implementation	Monitoring	Strategy's Results	Reviews			
				Formative			Summative
				Oct	Dec	Feb	May
TEA Priorities ,PSURYH ORZ SHUIRUP LQJ VFK +ROG DQ DFDGHPLF SDUHQW VWX \$SULO IRU D 67\$\$5 UHYLHZ )RU DOO WHVWHG DUHD		&\$67 FRXQVHORU GHQW HYHQW LQ	,QFUHDVH SDUHQWDO LQ WUDWRUV VFKRRO &DPSXV \$FWLYLW\ )XQGV				
→							

Goal 6:

Performance Objective 2:

Evaluation Data Measurement B:

Goal 6:

Performance Objective 3:

Evaluation Data Source(s) 3:

Summative Evaluation 3:

Next Year's Recommendation 3:

Strategy Description	ELEMENTS
----------------------	----------



Goal 6:

Performance Objective 4:

Evaluation Data Source(s) 4:

Summative Evaluation 4:

Targeted or ESF High Priority

Next Year's Recommendation 4:

Strategy Description	Element	Monitor	Strategy's Result	Reviews			
				Formative	Summa		
				Oct	Dec	Feb	May
TEA Priorities ,PSURYH ORZ SHUIRUP 8SGDWH VRFLDO PHGLD ZLWK ELOLQJXDO WUDQVOD	LQJ VFKR DQG WKH DWLRQV	\$GPLQLVW RPPDVWHU \$RPPZYLFDWRU	UDWHG SDUHQW LQYRO .H) LWHRU				

:RRGODQG \$FUHV 0LGGOH 6FKRRO  
\*HQUHDWHG E\ 3ODQ /HQUQLQJ FRP

Goal 7:



Goal 7:

Performance Objective 3:

Evaluation Data Source(s) 3:

Goal 7:

Performance Objective 4:



Goal Woodland Acres Middle will provide superior staff success.

Performance Objective 1:

Evaluation Data Source(s) 1:

Summative Evaluation 1:

Next Year's Recommendation 1:

Strategy Description	Element	Monitor	Strategy's Results	Reviews			
				Formative	Summative		Next Year's Recommendation
				Oct	Dec	Feb	
&UHDWH D FDPSXV ZLGH V\ VWHP DQG UHTXHVWLQJ LWHPV IRU UHSOD	Funding Source	RefSDO		0%	45%	75%	→
	→		×				

Goal 8:

Performance Objective 2:

Evaluation Data Source(s) 2:

Summative Evaluation 2:

Next Year's Recommendation 2:

Goal Woodland Acres Middle will achieve a 96.5%  
\$1,000.00 Attendance Incentive Plan allotment.

Performance Objective 1:



Summative Evaluation 4:

Targeted or ESF High Priority

Goal 9:

Performance Objective 5:

Evaluation Data Source(s) 5:

Summative Evaluation 5:

Targeted or ESF High Priority

# Comprehensive Support S

Goal	Object	Structure	Category	Description

:RRGODQG \$FUHV 0LGGOH 6FKRRO  
\*HQHUDWHG E\ 3ODQ /HDUQLQJ FRP

RI

&DPSXV  
-DQXDU\

E L E M E N T 1 . S W P C O M P R E H E N S I V E N E E D S A S S E S S M E N T ( C N A )

1 . 1 : C o m p r e h e n s i v e N e e d s A s s e s s m e n t

2. 2: Regular monitoring and revision

2. 3: Available to parents and community in an understand

2. 4: Opportunities for all children to meet State standa

All

3. 2: Offer flexible number of parent involvement meeting